







2018 Men's JO Nationals

Meet Results

May 10-13, 2018

Page: 1
Printed: 5/11/2018 3:50 PM







Men / 9 / 13 yrs
Session: 4-8,4-9,5-8,5-9
Judge's Signatures

| Rank | Num | Name | Gym |  |  |  |  |  |  | AA |
|------|-----|-------------------|------------------|---|---|---|---|---|---|--------|
| 1 | 442 | Robert Noll Jr. | Olympia | Diff: 3.800 | 2.800 | 3.500 | 4.000 | 3.300 | 3.000 | |
| | | | | Exec: 9.100 | 8.950 | 7.800 | 8.950 | 8.900 | 9.000 | |
| | | | | ND: _____ | _____ | _____ | _____ | _____ | _____ | |
| | | | | Final: 12.900 | 11.750 | 11.300 | 12.950 | 12.200 | 12.000 | 73.100 |
| | | | | Place: 7 | 2 | 22T | 2 | 19* | 5 | 1 |
| 2 | 298 | Zachary Smollin | Gym Olympica | Diff: 3.700 | 2.800 | 3.500 | 3.300 | 3.000 | 3.200 | |
| | | | | Exec: 9.100 | 8.000 | 8.550 | 9.400 | 9.050 | 8.850 | |
| | | | | ND: _____ | -0.300 | -0.300 | _____ | _____ | _____ | |
| | | | | Final: 12.800 | 10.500 | 11.750 | 12.700 | 12.050 | 12.050 | 71.850 |
| | | | | Place: 10 | 34 | 9T | 5T | 26* | 3T | 2 |
| 3 | 431 | Luke Esparro | New Era | Diff: 3.800 | 2.900 | 3.900 | 2.800 | 3.500 | 2.500 | |
| | | | | Exec: 9.150 | 7.750 | 8.900 | 8.900 | 7.900 | 9.450 | |
| | | | | ND: _____ | _____ | _____ | _____ | _____ | _____ | |
| | | | | Final: 12.950 | 10.650 | 12.800 | 11.700 | 11.400 | 11.950 | 71.450 |
| | | | | Place: 5T | 29T | 1 | 17* | 43T | 6T | 3 |
| 4 | 211 | Anthony Koppie | Cobb Challengers | Diff: 3.700 | 2.400 | 3.500 | 4.000 | 3.100 | 2.700 | |
| | | | | Exec: 9.000 | 8.350 | 8.550 | 8.800 | 8.750 | 8.950 | |
| | | | | ND: _____ | -0.300 | _____ | -0.100 | _____ | _____ | |
| | | | | Final: 12.700 | 10.450 | 12.050 | 12.700 | 11.850 | 11.650 | 71.400 |
| | | | | Place: 15T | 35 | 3 | 5T | 36 | 14T | 4 |
| 5 | 297 | Kaien Orion | Gym Olympica | Diff: 3.800 | 3.100 | 3.500 | 2.400 | 3.000 | 2.800 | |
| | | | | Exec: 8.950 | 8.250 | 8.400 | 9.150 | 9.550 | 9.150 | |
| | | | | ND: -0.300 | _____ | -0.300 | -0.300 | _____ | _____ | |
| | | | | Final: 12.450 | 11.350 | 11.600 | 11.250 | 12.550 | 11.950 | 71.150 |
| | | | | Place: 24T | 8* | 14* | 36T | 3T | 6T | 5 |
| 6 | 392 | Warren Strootman | Mini-Hops | Diff: 3.600 | 2.500 | 3.900 | 2.200 | 3.500 | 2.800 | |
| | | | | Exec: 9.350 | 8.700 | 7.500 | 9.400 | 8.950 | 8.900 | |
| | | | | ND: _____ | -0.300 | _____ | _____ | _____ | _____ | |
| | | | | Final: 12.950 | 10.900 | 11.400 | 11.600 | 12.450 | 11.700 | 71.000 |
| | | | | Place: 5T | 21T | 19T | 21T | 8T | 12T | 6 |
| 7 | 388 | Payton Kasper | Mini-Hops | Diff: 4.000 | 3.000 | 3.500 | 4.000 | 3.400 | 3.200 | |
| | | | | Exec: 8.950 | 8.650 | 7.700 | 9.250 | 8.750 | 6.450 | |
| | | | | ND: -0.100 | _____ | _____ | _____ | _____ | _____ | |
| | | | | Final: 12.850 | 11.650 | 11.200 | 13.250 | 12.150 | 9.650 | 70.750 |
| | | | | Place: 8T | 3 | 26T | 1 | 21* | 51 | 7 |
| 8 | 370 | Mitchell Mularski | LaFleur - WI | Diff: 3.800 | 3.600 | 2.800 | 2.400 | 3.400 | 2.300 | |
| | | | | Exec: 8.800 | 7.800 | 8.650 | 9.100 | 8.750 | 9.450 | |
| | | | | ND: _____ | _____ | -0.300 | _____ | _____ | _____ | |
| | | | | Final: 12.600 | 11.400 | 11.150 | 11.500 | 12.150 | 11.750 | 70.550 |
| | | | | Place: 20* | 5T | 28T | 29T | 21* | 10T | 8 |
| 9 | 111 | Kellan Stodden | 5280 South | Diff: 3.600 | 2.800 | 3.400 | 2.400 | 3.400 | 3.100 | |
| | | | | Exec: 9.000 | 8.250 | 7.750 | 9.150 | 9.450 | 8.200 | |
| | | | | ND: _____ | _____ | _____ | _____ | _____ | _____ | |
| | | | | Final: 12.600 | 11.050 | 11.150 | 11.550 | 12.850 | 11.300 | 70.500 |
| | | | | Place: 20T | 18 | 28T | 24* | 1 | 21T | 9 |
| 10 | 178 | Kian Sullivan | Buffalo Grove | Diff: 3.700 | 3.100 | 3.500 | 2.200 | 3.400 | 3.000 | |
| | | | | Exec: 9.300 | 7.700 | 7.950 | 8.950 | 9.050 | 8.650 | |
| | | | | ND: _____ | _____ | -0.300 | _____ | _____ | _____ | |
| | | | | Final: 13.000 | 10.800 | 11.150 | 11.150 | 12.450 | 11.650 | 70.200 |
| | | | | Place: 3T | 24T | 28T | 40* | 8T | 14T | 10 |

2018 Men's JO Nationals

Meet Results







May 10-13, 2018

| Rank | Num | Name | Gym |  |  |  |  |  |  | AA | |
|------|-----|-----------------|-----------------|---|---|---|---|---|---|--------|---------------|
| 11T | 360 | Cole Richey | Interactive | Diff: | 3.800 | 2.700 | 3.200 | 3.200 | 3.000 | 2.200 | 70.100 11T |
| | | | | Exec: | 8.800 | 8.450 | 8.800 | 9.150 | 9.300 | 9.100 | |
| | | | | ND: | | -1.300 | -0.300 | | | | |
| | | | | Final: | 12.600 | 9.850 | 11.700 | 12.350 | 12.300 | 11.300 | |
| | | | | Place: | 20* | 42T | 11T | 7* | 13T | 21T | |
| 11T | 207 | Rowan Dumond | Champions - TX | Diff: | 3.800 | 2.800 | 3.500 | 2.800 | 3.300 | 2.600 | 70.100 11T |
| | | | | Exec: | 8.700 | 7.900 | 8.050 | 9.000 | 9.050 | 9.000 | |
| | | | | ND: | | | -0.300 | -0.100 | | | |
| | | | | Final: | 12.500 | 10.700 | 11.250 | 11.700 | 12.350 | 11.600 | |
| | | | | Place: | 23 | 26* | 24T | 17T | 12 | 17 | |
| 13 | 112 | Trent Stodden | 5280 South | Diff: | 3.700 | 2.800 | 3.600 | 2.400 | 3.300 | 3.100 | 69.950 13 |
| | | | | Exec: | 8.000 | 7.900 | 8.800 | 8.900 | 8.750 | 9.000 | |
| | | | | ND: | | | -0.300 | | | | |
| | | | | Final: | 11.700 | 10.700 | 12.100 | 11.300 | 12.050 | 12.100 | |
| | | | | Place: | 48T | 26* | 2 | 34* | 26T | 1T | |
| 14 | 593 | Alexander Baum | WOGA Plano | Diff: | 3.600 | 3.200 | 3.600 | 2.400 | 3.600 | 2.600 | 69.850 14 |
| | | | | Exec: | 9.150 | 7.500 | 8.100 | 9.150 | 8.800 | 8.450 | |
| | | | | ND: | | | -0.300 | | | | |
| | | | | Final: | 12.750 | 10.700 | 11.400 | 11.550 | 12.400 | 11.050 | |
| | | | | Place: | 11* | 26T | 19T | 24* | 11 | 30T | |
| 15 | 121 | Martin Macsay | Above the Barre | Diff: | 3.700 | 2.400 | 2.500 | 2.500 | 3.300 | 2.300 | 69.750 15 |
| | | | | Exec: | 8.450 | 8.600 | 9.000 | 9.400 | 9.150 | 8.750 | |
| | | | | ND: | | | -0.300 | | | | |
| | | | | Final: | 12.150 | 11.000 | 11.200 | 11.900 | 12.450 | 11.050 | |
| | | | | Place: | 38T | 19 | 26T | 11T | 8T | 30* | |
| 16 | 623 | Jaden Blank | Zenith | Diff: | 3.800 | 3.100 | 3.500 | 2.400 | 3.400 | 3.200 | 69.700 16 |
| | | | | Exec: | 8.950 | 8.250 | 8.100 | 8.900 | 7.850 | 8.550 | |
| | | | | ND: | | | -0.300 | | | | |
| | | | | Final: | 12.750 | 11.350 | 11.300 | 11.300 | 11.250 | 11.750 | |
| | | | | Place: | 11T | 8* | 22T | 34* | 49 | 10T | |
| 17 | 205 | Tucker Yasunaga | Champaign | Diff: | 3.900 | 2.800 | 2.300 | 3.200 | 3.100 | 2.500 | 69.650 17 |
| | | | | Exec: | 8.500 | 7.850 | 8.400 | 8.850 | 9.400 | 9.150 | |
| | | | | ND: | | | -0.300 | | | | |
| | | | | Final: | 12.400 | 10.650 | 10.400 | 12.050 | 12.500 | 11.650 | |
| | | | | Place: | 28T | 29T | 46 | 9* | 5T | 14T | |
| 18 | 287 | Jake Harmon | Granite State | Diff: | 3.900 | 3.500 | 3.900 | 2.800 | 3.200 | 3.600 | 69.600 18 |
| | | | | Exec: | 9.250 | 7.400 | 8.000 | 8.950 | 6.900 | 8.200 | |
| | | | | ND: | | | | | | | |
| | | | | Final: | 13.150 | 10.900 | 11.900 | 11.750 | 10.100 | 11.800 | |
| | | | | Place: | 1T | 21T | 6T | 16 | 54 | 8T | |
| 19 | 270 | Carlos Leonard | Flipspot | Diff: | 3.900 | 2.700 | 3.900 | 2.400 | 3.600 | 2.800 | 69.450 19 |
| | | | | Exec: | 8.750 | 7.650 | 7.850 | 8.800 | 8.650 | 8.450 | |
| | | | | ND: | | | | | | | |
| | | | | Final: | 12.650 | 10.350 | 11.750 | 11.200 | 12.250 | 11.250 | |
| | | | | Place: | 18T | 36 | 9T | 38* | 17* | 25 | |
| 20T | 543 | Joshua George | Sun Country | Diff: | 3.800 | 3.000 | 3.600 | 2.400 | 3.800 | 2.500 | 69.400 20T |
| | | | | Exec: | 9.050 | 8.350 | 8.300 | 8.050 | 8.250 | 8.300 | |
| | | | | ND: | | | | | | | |
| | | | | Final: | 12.850 | 11.350 | 11.900 | 10.450 | 12.050 | 10.800 | |
| | | | | Place: | 8T | 8T | 6T | 51 | 26T | 35T | |

2018 Men's JO Nationals

Meet Results







May 10-13, 2018

| Rank | Num | Name | Gym |  |  |  |  |  |  | AA |
|------|-----|---------------------|-----------------|---|---|---|---|---|---|--------|
| 20T | 319 | Keivone Bowen | Gymnastics USA | Diff: 3.400 | 2.500 | 3.200 | 2.400 | 3.200 | 3.100 | |
| | | | | Exec: 8.600 | 8.700 | 9.100 | 9.400 | 8.500 | 7.700 | |
| | | | | ND: _____ | _____ | -0.300 | -0.100 | _____ | _____ | |
| | | | | Final: 12.000 | 11.200 | 12.000 | 11.700 | 11.700 | 10.800 | 69.400 |
| | | | | Place: 41T | 13T | 4T | 17T | 39T | 35T | 20T |
| 22 | 478 | Evan Reichert | Premier West | Diff: 3.500 | 3.000 | 2.600 | 2.400 | 3.100 | 2.300 | |
| | | | | Exec: 8.800 | 8.250 | 8.700 | 8.800 | 9.200 | 8.800 | |
| | | | | ND: _____ | _____ | -0.300 | _____ | _____ | _____ | |
| | | | | Final: 12.300 | 11.250 | 11.000 | 11.200 | 12.300 | 11.100 | 69.150 |
| | | | | Place: 31T | 12 | 33 | 38* | 13T | 28T | 22 |
| 23T | 559 | Peyton Cramer | Texas Dreams | Diff: 3.500 | 3.200 | 2.700 | 2.200 | 3.400 | 3.200 | |
| | | | | Exec: 8.900 | 7.000 | 8.200 | 9.300 | 9.250 | 8.500 | |
| | | | | ND: _____ | _____ | -0.300 | _____ | _____ | _____ | |
| | | | | Final: 12.400 | 10.200 | 10.600 | 11.500 | 12.650 | 11.700 | 69.050 |
| | | | | Place: 28T | 39 | 42* | 29T | 2 | 12T | 23T |
| 23T | 437 | Christopher Xanthos | OGA | Diff: 3.100 | 2.900 | 2.500 | 1.600 | 3.000 | 2.500 | |
| | | | | Exec: 9.100 | 8.050 | 9.250 | 9.250 | 9.050 | 9.050 | |
| | | | | ND: _____ | _____ | -0.300 | _____ | _____ | _____ | |
| | | | | Final: 12.200 | 10.950 | 11.450 | 10.850 | 12.050 | 11.550 | 69.050 |
| | | | | Place: 34T | 20 | 17T | 46 | 26* | 18 | 23T |
| 25 | 556 | Alexandru Nitache | Tatarus | Diff: 3.600 | 3.100 | 3.400 | 2.200 | 3.100 | 2.900 | |
| | | | | Exec: 9.150 | 8.100 | 7.400 | 9.050 | 9.000 | 8.400 | |
| | | | | ND: _____ | _____ | -0.300 | -0.100 | _____ | _____ | |
| | | | | Final: 12.750 | 11.200 | 10.500 | 11.150 | 12.100 | 11.300 | 69.000 |
| | | | | Place: 11* | 13T | 45 | 40T | 23T | 21T | 25 |
| 26 | 262 | Aidyn Rivera | First in Flight | Diff: 3.200 | 3.900 | 3.100 | 1.800 | 3.400 | 2.600 | |
| | | | | Exec: 9.150 | 7.950 | 7.600 | 9.100 | 8.650 | 8.500 | |
| | | | | ND: _____ | _____ | _____ | _____ | _____ | _____ | |
| | | | | Final: 12.350 | 11.850 | 10.700 | 10.900 | 12.050 | 11.100 | 68.950 |
| | | | | Place: 30 | 1 | 40 | 44T | 26* | 28T | 26 |
| 27 | 603 | Hilton Green | West Coast | Diff: 3.600 | 2.400 | 3.800 | 4.000 | 3.700 | 2.300 | |
| | | | | Exec: 8.400 | 7.800 | 7.900 | 8.900 | 8.400 | 8.100 | |
| | | | | ND: _____ | -0.300 | _____ | -0.100 | _____ | _____ | |
| | | | | Final: 12.000 | 9.900 | 11.700 | 12.800 | 12.100 | 10.400 | 68.900 |
| | | | | Place: 41T | 41 | 11T | 4 | 23T | 42T | 27 |
| 28 | 180 | Cody Midboe | C.G's | Diff: 3.500 | 2.400 | 3.200 | 4.000 | 2.700 | 3.200 | |
| | | | | Exec: 8.950 | 8.250 | 7.900 | 8.950 | 9.200 | 6.950 | |
| | | | | ND: _____ | _____ | -0.300 | -0.100 | _____ | _____ | |
| | | | | Final: 12.450 | 10.650 | 10.800 | 12.850 | 11.900 | 10.150 | 68.800 |
| | | | | Place: 24T | 29T | 36T | 3 | 33T | 47 | 28 |
| 29 | 606 | Izaiha Mlay | West Coast | Diff: 3.700 | 3.000 | 3.800 | 3.200 | 3.600 | 3.400 | |
| | | | | Exec: 9.050 | 6.700 | 6.950 | 8.700 | 7.800 | 8.700 | |
| | | | | ND: _____ | _____ | _____ | _____ | _____ | _____ | |
| | | | | Final: 12.750 | 9.700 | 10.750 | 11.900 | 11.400 | 12.100 | 68.600 |
| | | | | Place: 11T | 45 | 38T | 11T | 43T | 1T | 29 |
| 30 | 441 | Logan Hepner | Olympia | Diff: 3.400 | 2.800 | 2.500 | 2.200 | 3.300 | 2.900 | |
| | | | | Exec: 8.800 | 7.500 | 9.050 | 8.950 | 9.250 | 8.050 | |
| | | | | ND: _____ | _____ | -0.300 | _____ | _____ | _____ | |
| | | | | Final: 12.200 | 10.300 | 11.250 | 11.150 | 12.550 | 10.950 | 68.400 |
| | | | | Place: 34T | 37 | 24T | 40* | 3T | 33T | 30 |

2018 Men's JO Nationals

Meet Results







May 10-13, 2018

| Rank | Num | Name | Gym |  |  |  |  |  |  | AA |
|------|-----|--------------------|---------------|---|---|---|---|---|---|--------|
| 31 | 562 | Jax Washburn | Thames Valley | Diff: 4.000 | 3.300 | 3.500 | 2.800 | 3.600 | 3.200 | |
| | | | | Exec: 8.700 | 6.300 | 8.400 | 8.900 | 7.850 | 8.000 | |
| | | | | ND: _____ | _____ | -0.300 | _____ | _____ | _____ | |
| | | | | Final: 12.700 | 9.600 | 11.600 | 11.700 | 11.450 | 11.200 | 68.250 |
| | | | | Place: 15T | 46 | 14* | 17* | 42 | 26* | 31 |
| 32 | 488 | Tony Traufler | Queen City | Diff: 3.400 | 3.000 | 3.100 | 2.400 | 3.400 | 3.200 | |
| | | | | Exec: 8.500 | 8.150 | 7.850 | 8.350 | 9.100 | 8.000 | |
| | | | | ND: _____ | _____ | -0.300 | -0.100 | _____ | _____ | |
| | | | | Final: 11.900 | 11.150 | 10.650 | 10.650 | 12.500 | 11.200 | 68.050 |
| | | | | Place: 44T | 15T | 41 | 50 | 5T | 26* | 32 |
| 33T | 237 | Sebastian Martinez | EVO | Diff: 3.800 | 2.600 | 2.300 | 2.200 | 3.000 | 2.500 | |
| | | | | Exec: 8.900 | 6.850 | 8.800 | 8.700 | 9.100 | 9.550 | |
| | | | | ND: _____ | _____ | -0.300 | _____ | _____ | _____ | |
| | | | | Final: 12.700 | 9.450 | 10.800 | 10.900 | 12.100 | 12.050 | 68.000 |
| | | | | Place: 15T | 48 | 36T | 44T | 23T | 3T | 33T |
| 33T | 329 | Jackson Amorosa | HGC | Diff: 3.700 | 3.100 | 3.300 | 2.800 | 3.200 | 2.700 | |
| | | | | Exec: 8.400 | 7.800 | 8.150 | 8.800 | 8.600 | 7.750 | |
| | | | | ND: _____ | _____ | -0.300 | _____ | _____ | _____ | |
| | | | | Final: 12.100 | 10.900 | 11.150 | 11.600 | 11.800 | 10.450 | 68.000 |
| | | | | Place: 40 | 21T | 28* | 21T | 37T | 41 | 33T |
| 35T | 448 | Joshua Szitanko | Premier NJ | Diff: 3.800 | 3.000 | 3.600 | 3.200 | 3.400 | 3.200 | |
| | | | | Exec: 8.450 | 8.100 | 8.400 | 9.150 | 6.900 | 6.500 | |
| | | | | ND: _____ | _____ | _____ | _____ | _____ | _____ | |
| | | | | Final: 12.250 | 11.100 | 12.000 | 12.350 | 10.300 | 9.700 | 67.700 |
| | | | | Place: 33 | 17 | 4T | 7* | 53 | 48T | 35T |
| 35T | 601 | Brandon Dang | West Coast | Diff: 3.400 | 3.500 | 2.800 | 2.400 | 3.300 | 2.500 | |
| | | | | Exec: 8.300 | 7.900 | 7.700 | 9.150 | 8.600 | 8.450 | |
| | | | | ND: _____ | _____ | -0.300 | _____ | _____ | _____ | |
| | | | | Final: 11.700 | 11.400 | 10.200 | 11.550 | 11.900 | 10.950 | 67.700 |
| | | | | Place: 48T | 5T | 50 | 24* | 33T | 33T | 35T |
| 37 | 159 | Caden Severtson | Avant Coeur | Diff: 3.500 | 2.800 | 3.300 | 2.200 | 3.100 | 1.900 | |
| | | | | Exec: 9.150 | 8.750 | 8.450 | 8.200 | 8.800 | 7.800 | |
| | | | | ND: _____ | _____ | -0.300 | _____ | _____ | _____ | |
| | | | | Final: 12.650 | 11.550 | 11.450 | 10.400 | 11.900 | 9.700 | 67.650 |
| | | | | Place: 18T | 4 | 17T | 52 | 33T | 48T | 37 |
| 38 | 405 | Alan Sovrebov | Metropolitan | Diff: 3.700 | 2.300 | 2.900 | 2.200 | 3.300 | 2.600 | |
| | | | | Exec: 9.450 | 7.750 | 8.800 | 8.700 | 8.100 | 9.200 | |
| | | | | ND: _____ | -1.300 | _____ | -0.100 | _____ | _____ | |
| | | | | Final: 13.150 | 8.750 | 11.700 | 10.800 | 11.400 | 11.800 | 67.600 |
| | | | | Place: 1T | 51 | 11T | 47 | 43T | 8T | 38 |
| 39 | 607 | Matthew Navarro | West Coast | Diff: 3.600 | 3.400 | 3.700 | 2.200 | 3.600 | 2.400 | |
| | | | | Exec: 8.050 | 6.450 | 8.150 | 8.900 | 8.650 | 8.300 | |
| | | | | ND: _____ | _____ | _____ | _____ | _____ | _____ | |
| | | | | Final: 11.650 | 9.850 | 11.850 | 11.100 | 12.250 | 10.700 | 67.400 |
| | | | | Place: 50 | 42T | 8 | 43 | 17* | 37 | 39 |
| 40 | 476 | Giovanni Mantia | Premier West | Diff: 3.200 | 3.200 | 2.400 | 2.400 | 2.800 | 2.300 | |
| | | | | Exec: 7.850 | 8.200 | 8.200 | 9.200 | 9.500 | 8.250 | |
| | | | | ND: _____ | _____ | -0.300 | _____ | _____ | _____ | |
| | | | | Final: 11.050 | 11.400 | 10.300 | 11.600 | 12.300 | 10.550 | 67.200 |
| | | | | Place: 52 | 5T | 47T | 21T | 13T | 39 | 40 |

2018 Men's JO Nationals

Meet Results

May 10-13, 2018

| Rank | Num | Name | Gym |  |  |  |  |  |  | AA |
|------|-----|------------------|------------------|---|---|---|---|---|---|--------|
| 41 | 193 | Michael Dose Jr. | Cahoys | Diff: 3.200 | 3.000 | 2.700 | 2.400 | 3.300 | 2.500 | |
| | | | | Exec: 9.000 | 7.600 | 7.750 | 9.150 | 8.900 | 7.750 | |
| | | | | ND: _____ | _____ | -0.300 | _____ | _____ | _____ | |
| | | | | Final: 12.200 | 10.600 | 10.150 | 11.550 | 12.200 | 10.250 | 66.950 |
| | | | | Place: 34T | 32 | 51 | 24* | 19* | 45 | 41 |
| 42 | 351 | Colten Thomas | IGA | Diff: 3.300 | 2.600 | 3.300 | 2.400 | 3.100 | 2.500 | |
| | | | | Exec: 9.000 | 8.700 | 8.150 | 8.950 | 7.950 | 7.200 | |
| | | | | ND: _____ | _____ | -0.300 | _____ | _____ | _____ | |
| | | | | Final: 12.300 | 11.300 | 11.150 | 11.350 | 11.050 | 9.700 | 66.850 |
| | | | | Place: 31T | 11 | 28* | 32* | 52 | 48T | 42 |
| 43T | 445 | Shane Lindstrom | Olympic Dreams | Diff: 3.600 | 3.200 | 3.500 | 2.800 | 2.900 | 2.100 | |
| | | | | Exec: 8.550 | 7.950 | 7.900 | 9.100 | 9.400 | 5.850 | |
| | | | | ND: _____ | _____ | _____ | -0.100 | _____ | _____ | |
| | | | | Final: 12.150 | 11.150 | 11.400 | 11.800 | 12.300 | 7.950 | 66.750 |
| | | | | Place: 38T | 15T | 19T | 13T | 13T | 53T | 43T |
| 43T | 551 | Joseph Pennell | Swiss Turners | Diff: 3.700 | 2.800 | 3.800 | 2.400 | 3.000 | 1.600 | |
| | | | | Exec: 8.750 | 8.450 | 7.700 | 8.950 | 8.700 | 7.900 | |
| | | | | ND: _____ | -1.000 | _____ | _____ | _____ | _____ | |
| | | | | Final: 12.450 | 10.250 | 11.500 | 11.350 | 11.700 | 9.500 | 66.750 |
| | | | | Place: 24T | 38 | 16 | 32* | 39T | 52 | 43T |
| 43T | 283 | Alex Tran | Georgia Gym Acad | Diff: 3.700 | 2.900 | 3.000 | 2.200 | 3.200 | 2.000 | |
| | | | | Exec: 8.150 | 7.650 | 7.600 | 8.550 | 8.800 | 9.300 | |
| | | | | ND: _____ | _____ | -0.300 | _____ | _____ | _____ | |
| | | | | Final: 11.850 | 10.550 | 10.300 | 10.750 | 12.000 | 11.300 | 66.750 |
| | | | | Place: 46 | 33 | 47T | 48 | 32 | 21T | 43T |
| 46 | 510 | Sam Marek | Salto | Diff: 4.300 | 2.700 | 3.300 | 3.200 | 3.300 | 2.600 | |
| | | | | Exec: 8.700 | 6.600 | 6.450 | 8.850 | 7.850 | 8.750 | |
| | | | | ND: _____ | _____ | _____ | _____ | _____ | _____ | |
| | | | | Final: 13.000 | 9.300 | 9.750 | 12.050 | 11.150 | 11.350 | 66.600 |
| | | | | Place: 3T | 49 | 52 | 9* | 50T | 20 | 46 |
| 47 | 361 | Evan Zakrewski | Interstate | Diff: 3.500 | 2.800 | 3.000 | 2.200 | 2.500 | 2.900 | |
| | | | | Exec: 8.300 | 8.000 | 8.250 | 8.500 | 9.300 | 7.500 | |
| | | | | ND: _____ | _____ | -0.300 | _____ | _____ | _____ | |
| | | | | Final: 11.800 | 10.800 | 10.950 | 10.700 | 11.800 | 10.400 | 66.450 |
| | | | | Place: 47 | 24T | 34T | 49 | 37T | 42T | 47 |
| 48 | 337 | Evan Wilkins | Harpeth | Diff: 3.600 | 2.500 | 2.700 | 2.200 | 2.900 | 2.300 | |
| | | | | Exec: 8.600 | 7.350 | 8.200 | 9.050 | 8.500 | 8.750 | |
| | | | | ND: _____ | _____ | -0.300 | _____ | _____ | _____ | |
| | | | | Final: 12.200 | 9.850 | 10.600 | 11.250 | 11.400 | 11.050 | 66.350 |
| | | | | Place: 34T | 42T | 42* | 36T | 43T | 30* | 48 |
| 49 | 126 | William Kudlac | Achievers | Diff: 3.700 | 2.600 | 3.700 | 2.400 | 3.200 | 2.500 | |
| | | | | Exec: 8.200 | 7.550 | 7.250 | 7.250 | 7.950 | 7.700 | |
| | | | | ND: _____ | _____ | _____ | _____ | _____ | _____ | |
| | | | | Final: 11.900 | 10.150 | 10.950 | 9.650 | 11.150 | 10.200 | 64.000 |
| | | | | Place: 44T | 40 | 34T | 53 | 50T | 46 | 49 |
| 50 | 140 | Andrew Gernhart | All Pro | Diff: 3.300 | 1.900 | 3.500 | 2.400 | 3.400 | 3.200 | |
| | | | | Exec: 9.150 | 4.700 | 6.800 | 9.050 | 8.650 | 7.450 | |
| | | | | ND: _____ | _____ | _____ | _____ | _____ | _____ | |
| | | | | Final: 12.450 | 6.600 | 10.300 | 11.450 | 12.050 | 10.650 | 63.500 |
| | | | | Place: 24T | 53 | 47T | 31 | 26* | 38 | 50 |

2018 Men's JO Nationals

Meet Results







May 10-13, 2018

Page: 6

Printed: 5/11/2018 3:50 PM

Men / 9 / 13 yrs

Session: 4-8,4-9,5-8,5-9

| Rank | Num | Name | Gym |  |  |  |  |  |  | AA |
|------|-----|---------------|--------------|---|---|---|---|---|---|--------|
| 51 | 239 | Carter Kim | Eagle Gym TX | Diff: 3.600 | 2.200 | 3.900 | 4.000 | 3.300 | 2.700 | |
| | | | | Exec: 8.350 | 6.900 | 6.700 | 7.800 | 8.000 | 7.600 | |
| | | | | ND: _____ | -2.000 | _____ | _____ | _____ | _____ | |
| | | | | Final: 11.950 | 7.100 | 10.600 | 11.800 | 11.300 | 10.300 | 63.050 |
| | | | | Place: 43 | 52 | 42T | 13T | 47T | 44 | 51 |
| 52 | 526 | Randy Nichols | Sportsplex | Diff: 3.300 | 3.000 | 2.600 | 3.200 | 3.100 | 2.300 | |
| | | | | Exec: 8.000 | 6.550 | 7.000 | 8.700 | 8.550 | 5.650 | |
| | | | | ND: _____ | _____ | -0.300 | -0.100 | _____ | _____ | |
| | | | | Final: 11.300 | 9.550 | 9.300 | 11.800 | 11.650 | 7.950 | 61.550 |
| | | | | Place: 51 | 47 | 53 | 13T | 41 | 53T | 52 |
| 53 | 452 | Julian Galvez | Paragon | Diff: 3.700 | 0.000 | 0.000 | 2.400 | 3.600 | 2.900 | |
| | | | | Exec: 7.050 | 0.000 | 0.000 | 9.150 | 8.900 | 8.600 | |
| | | | | ND: _____ | _____ | _____ | _____ | _____ | _____ | |
| | | | | Final: 10.750 | 0.000 | 0.000 | 11.550 | 12.500 | 11.500 | 46.300 |
| | | | | Place: 53 | 54 | 54 | 24* | 5T | 19 | 53 |
| 54 | 234 | Jaxon Clapper | EDGE Gym | Diff: 0.000 | 2.600 | 2.900 | 0.000 | 3.600 | 3.100 | |
| | | | | Exec: 0.000 | 6.600 | 8.150 | 0.000 | 7.700 | 7.400 | |
| | | | | ND: _____ | _____ | -0.300 | _____ | _____ | _____ | |
| | | | | Final: 0.000 | 9.200 | 10.750 | 0.000 | 11.300 | 10.500 | 41.750 |
| | | | | Place: 54 | 50 | 38T | 54 | 47T | 40 | 54 |